

Ultra Marine
Ultra Safe Anchoring

BOYUT Mechanical Industry Co. Ltd.

Davutpasa Cad. Yildiz Sok.
Basoglu San.Sit.
No: 17 34010 Zeytinburnu
ISTANBUL - TURKEY

www.ultramarine.com.tr
info@ultramarine.com.tr
T: +90 (212) 482 41 61 - 63
F: +90 (212) 482 28 81

QUICKLINE - Flat Rope & Reel USER's GUIDE



Ultra Marine
Ultra Safe Anchoring

www.ultramarine.com.tr

QUICKLINE - Flat Rope & Reel USER's GUIDE



Congratulations on choosing the Quickline Flat Rope and Reel system.

Quickline is a clever flat rope storage system, enabling high strength flat rope to be used without any preparation or fuss straight out of the stainless steel housing.

You can use the Quickline reel system to deploy and retrieve flat rope from a safe and practical location on your boat. To deploy the line simply pull the required amount of line out from the reel and secure the bitter end by tying it to a cleat.

Note : The flat rope reel housing and bracket are not load bearing. The flat rope should always be tied off before exposing to any loads.



Common Mounting

Common Mounting Kit



Center Mounting Kit





Center Mounting Detail

Flat Mounting



Flat Mounting Detail



The Quickline is a versatile and practical flat rope storage system and can be used in a variety of ways. Practical uses and guides for the Quickline system are listed below.

1. Using the Quickline as a Long Mooring Line :

Using a stern mooring line is necessary when anchoring on a pitched seabed. Without a stern line, there is a danger your anchor could break out with an offshore wind.

Your main anchor should be dropped using the correct scope, go stern to towards the shore keeping an eye out for any underwater rocks. A stern line should be sent to the shore by either rowing it in a dinghy or swimming it in. Secure the end of the line to a solid point. Such as a rock or a ledge, making sure you protect the line from chaffing. You will need to secure the line before the boat swings on the wind, act quickly! And always tie the upwind line first. Take up the slack from the boat by using a half turn around a cleat and tighten the line, then make a minimum of 2 to 3 figure of eight turns and lock it off in the normal way.

The obvious benefits of the Quickline system are, its strong easily accessible and incredibly light for the length of line stored and removes the need to prepare heavy ropes on deck which in its self can prove to be awkward when handling longer lengths. You will never experience problems with tangled or twisted lines again allowing a clear deck to work on. Storing flat rope in its own stainless steel reel housing makes deploying and retrieving line faster and easier.

2. Using the Quickline as a mooring line :

There are different methods of mooring your boat. For example, in the Med it's common practice to go stern-to into your berth and pick up a laid ground line, which is either passed from the dock or passed up to the bow from a dinghy by the port, it's then led through the fairlead onto a bow cleat to be locked off. Preventing the bow from falling off and stopping the stern from touching the dock. Other methods include dropping back on the anchor before securing your stern lines to the dock.

The Quickline is the perfect solution for your stern and bow lines when mooring stern-to. Prepare the stern lines by pulling the correct amount of line out from the reel and passing the working end through a fairlead. Tie a bowline to the load on the cleat and not the Quickline reel before the line goes tight.

The other method is to use the Quickline as a slip line. The difference from the method above is the working end of the line is passed around a bollard or through a ring then passed back to the boat to be cleated. This is a great method if you need to slip your lines without assistance from the dockside.

3.Using the Quickline as a stern spring :

The two spring lines are used to prevent the stern from swinging from port to starboard. Its an important technique to use if the wind or swell increases. You need to take a line from the port stern cleat and tie it of onto the dock on the starboard side, do the same with the starboard line. You should end up with both lines crossing in the middle of the stern, preventing the stern from swinging to port or starboard. You can adjust the angle of the stern by loosening or tightening each line this also allows you to pull yourself away from other boats if they are too close.

4.Going along side :

Quickline is always ready and can be used for short term use in an emergency. For example, when going along side you can quickly deploy the quickline from the bow and stern to secure your boat to the dock. Or use it as spring to stop any forward or aft movement. You can then replace the Quickline rope with your regular mooring lines when needed.

5.Anchoring with the Quickline :

Using the Quickline as a stern anchor line ;


In the Bow and Stern technique, an anchor is set off each from the bow and the stern. This limits a vessel's swing range and also helps align it to steady wind, current or wave conditions. One method of accomplishing this type of moor is to set a bow anchor as normal, then drop back to the limit of the anchor rode (or by doubling the desired scope, e.g. 8:1 if the eventual scope should be 4:1, 10:1 if the eventual scope should be 5:1, etc.) to lower a stern anchor. By taking up on the anchor rode the stern anchor rode the stern anchor can be set. After both anchors are set, the tension is taken up on both anchors to limit the swing or to align the vessel.

6.Using the Quickline as a safety / jackline :

Always use a jackline when working on deck at night during low visibility or in rough conditions. A jackline is a rope or wire strung from a ship's bow to stern to which a safety harness can be clipped, allowing a crew member to move about the deck safely when there is risk of falling or being swept overboard. At sea, falling overboard is one of the leading causes of death in boating ; fastening oneself to the ship with a safety harness reduces this risk.

Generally the jacklines are run from the bow to the stern on both starboard and the port side of a ship. Jacklines are used in heavy weather and in periods of reduced visibility, i.e. fog or at night. Jacklines may be rigged temporarily when bad weather is expected, or especially on sailboats heading offshore. They may be left in place all the time and used as necessary. They are usually attached to strong padeye or cleat fittings at both ends of the boat. Allowing the crew - member to move fore and aft by sliding their harness clip along the line.

Jacklines may be made with high strenght nylon webbing. The reason is that flat webbing does not roll under foot while working on deck. This reduces the hazard that can be created by using rope.



To rig up your jackline, secure the line to a solid anchor point or cleat. Run your line between the bow and stern of the boat. Take up the slack by tensioning the line and lock it off. Always double check the line and test it you can also use Quickline as a dinghty tow line.

Quickline is a true multifunctional product with a variety of uses.

QUICKLINE®

Flat Rope & Storage Reel

Side opening and the windows provide fast drying and does not let stink.

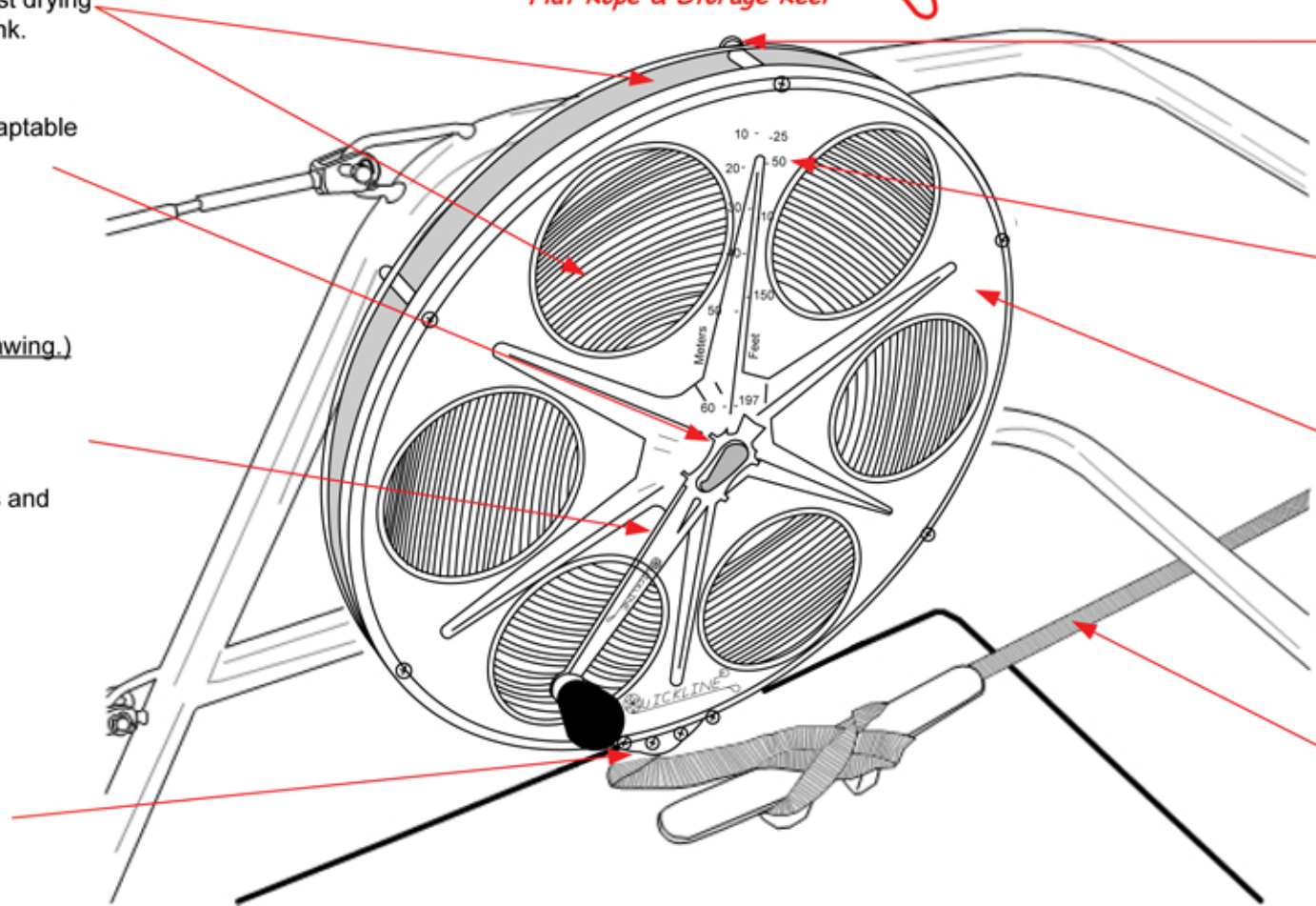
Reeling socket which is also adaptable to standart winch handle.

Multi functional special winding arm.
(Please also have a look at its seperate drawing.)

- It has a flush flat construction.
- It is at the same standart with nirmal winch handles.
- It can even be used with small winches.
- It can be used as a key for various hatches and U-locks.

In-Out Socket

- Made up of mini teflon. rollers and side guiding parts.
- Provides easy rope entrance.
- Provides the rope reeled properly inside.
- It does not let the extra water on rope go inside the reel while rewinding.



Ø25mm stanchion, handrail and pulpit adaptable tubling clamp.


The scale that aproximately shows the rope lenght in use.

Stowage Reel

- Outside is copmletely moveless.
- Only turns from inside.
- Does not cause a problem with another equipment nearby.
- Made of 316L stainless steel.
- Very long lasting and durable.

Flat Rope

- Long lenght.
- Made of H.T. Polyester.
- Long lasting.
- High strenght.
- High U.V. Resistance.
- Does not let mice walk on.
- Easily recognizable and therefore does not let accidents take place.
- Easy to use and rewind.



TYPE #	Width	Line Length	Thickness	Reel Diameter	Breaking Str. (kgs)		Weight
	mm	m	mm	cm	Floating	Sinking	Kg
QL3040	30	40	2,3	39	2.000	3.000	5,5
QL3060	30	60	2,3	47	2.000	3.000	8,3
QL3080	30	80	2,3	54	2.000	3.000	10,5